

SISTEMA

Civetta SPR

“Civetta” SPR system

Collaudato sistema di “impianto a vista”, valorizza la parete e l’ambiente dove viene installato. Gli articoli, vanno collegati a tubi di 16 mm di diametro. La sua versatilità, combinata a tutti gli accessori di nostra produzione, rende possibili soluzioni adatte a svariate esigenze in quanto riduce il quantitativo di cavi passanti dentro alle canalette.

Tested “surface wiring system”, values the wall and the environment where it is installed. The articles must be connected to tubes of 16 mm diam. section. Its versatility, combined with all the accessories of our production, makes possible solutions for different needs.

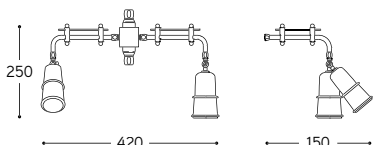




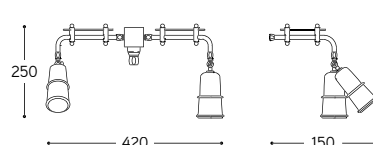


Art. 11.522/PAR20/SC
 Art. SPR/120/180/O
 Art. LIN.2/O
 Art. SUP.2

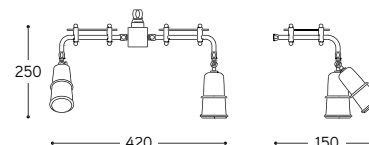
Art. 11.522/PAR20/SC + SPR/120/180/O



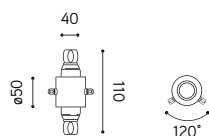
Art. 11.522/PAR20/SC + SPR/120/1/O



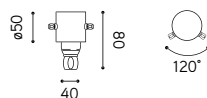
Art. 11.522/PAR20/SC + SPR/120/1UP/O



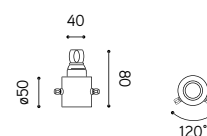
Art. SPR/120/180/O



Art. SPR/120/1/O




Art. SPR/120/1UP/O



ARTICOLO ITEM	DESCRIZIONE DESCRIPTION	ATTACCO SOCKET	POTENZA POWER	PESO GR. WEIGHT GR.	VOL. IN M ³ VOL. IN M ³	FASCIA PREZZO PRICE RANGE
11.522/PAR20/SC	Doppia applique con snodo per sistema SPR per PAR20 Double wall lamp for SPR system adjustable spot for PAR20 bulb	E27	2x6W LED	2400	0,09	B88
SPR/120/180/O	Scatola derivazione-connesione in ottone anticato per articolo 11.522 comprensiva di raccordo CIL.16 a due uscite a 180° / SPR connection box for article 11.522, in aged brass, CIL.16 connection included, with two 180° outputs			400	0,001	B61
SPR/120/1/O	Scatola derivazione-connesione in ottone anticato per articolo 11.522 comprensiva di raccordo CIL.16 a una uscita inferiore / SPR connection box for article 11.522, in aged brass, CIL.16 connection included, with single lower output			340	0,001	B44
SPR/120/1UP/O	Scatola derivazione-connesione in ottone anticato per articolo 11.522 comprensiva di raccordo CIL.16 a una uscita superiore / SPR connection box for article 11.522, in aged brass, CIL.16 connection included, with single upper output			340	0,001	B44

CE ⊕ IP20

Art. 11.516/P26/SC
Art. SPR/1/O
Art. LIN.2/O





Art. SC/SUPPORTO/O
Art. SPR/180/BOX/O
Art. LIN.2/O



Art. SC/ROSTONE/O
Art. SPR/180/BOX/O
Art. LIN.2/O

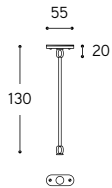


Art. SPR/1/O
Art. 11.516/PAR20/SC
Art. LIN.2/O

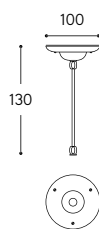


Art. SPR/90/O
Art. 11.416/PAR20/SC
Art. LIN.2/O

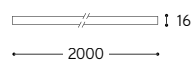
Art. SC/SUPPORTO/O



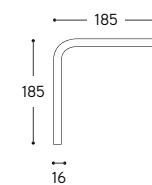
Art. SC/ROSTONE/O



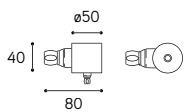
LIN.2/O



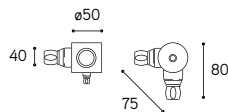
CUR.2/O



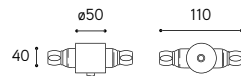
Art. SPR/1/O



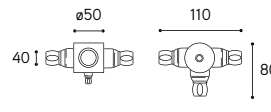
Art. SPR/90/O



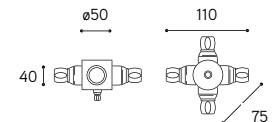
Art. SPR/180/O



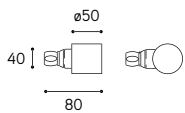
Art. SPR/3/O



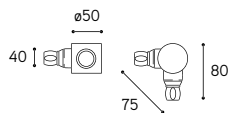
Art. SPR/4/O



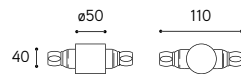
Art. SPR/1/BOX/O



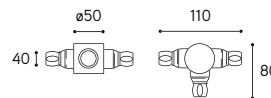
Art. SPR/90 BOX/O



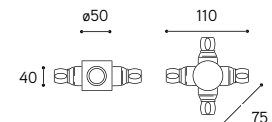
Art. SPR/180 BOX/O



Art. SPR/3 BOX/O



Art. SPR/4 BOX/O



E' necessario ricevere il disegno grafico quotato oltre che dettagliato per quanto riguarda la scelta degli articoli. E' inoltre necessario sapere quale scatola del sistema deve essere predisposta per l'entrata del cavo di rete che verra' da noi codificato con il suffisso "ec".

It is necessary to receive the listed graphic drawing and detailed as regards the choice of items. It is also necessary to know which box inside the must be prepared for the entry of the power cable that will be coded by us with the "ec" suffix.



Art. SPR/180/O
Art. SC/ROSONE/O
Art. 11.416/PAR20/SC
Art. LIN.2/O



Art. SPR/3/O
Art. 11.422/PAR20/SC
Art. LIN.2/O



Art. SPR/4/O
Art. 11.516/PAR 20/SC
Art. LIN.2/O

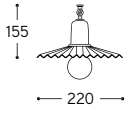


2) Art. SPR/180/O
1) Art. 11.416/PAR20/SC
1) Art. 11.422/PAR20/SC
1) Art. CUR2/O
1) Art. LIN.2/O

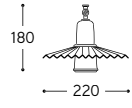
ARTICOLO ITEM	DESCRIZIONE DESCRIPTION	PESO GR. WEIGHT GR.	VOL. IN M ³ VOL. IN M ³	FASCIA PREZZO PRICE RANGE
SC/ROSONE/O	Supporto rosone SPR in ottone anticato per entrata cavo, H 130 mm* SPR ceiling rose in aged brass for lead entry interawd, height 130 mm	480	0,001	B37
SC/SUPPORTO/O	Elemento distanziale di supporto SPR in ottone anticato, H 130 mm* Spacer stub element SPR in aged brass, height 130 mm	220	0,001	B29
SPR/1/O	Scatola di connessione SPR in ottone anticato con raccordo CIL.16, ad 1 uscita; Va sempre connessa ad una sospensione / SPR connection box in aged brass, CIL.16 connection included, with single output; SPR must always be connected to a lamp	340	0,001	B37
SPR/90/O	Scatola di connessione SPR in ottone anticato con raccordo CIL.16, a 2 uscite a 90°; Va sempre connessa ad una sospensione / SPR connection box in aged brass, CIL.16 connection included, with two 90° output; SPR must always be connected to a lamp	400	0,001	B42
SPR/180/O	Scatola di connessione SPR in ottone anticato con raccordo CIL.16, a 2 uscite a 180°; Va sempre connessa ad una sospensione / SPR connection box in aged brass, CIL.16 connection included, with two 180° outputs; SPR must always be connected to a lamp	400	0,001	B42
SPR/3/O	Scatola di connessione SPR in ottone anticato con raccordo CIL.16, a 3 uscite; Va sempre connessa ad una lampada / SPR connection box in aged brass, CIL.16 connection included, with three outputs; SPR must always be connected to a lamp	480	0,001	B49
SPR/4/O	Scatola di connessione SPR in ottone anticato con raccordo CIL.16, a 4 uscite; Va sempre connessa ad una sospensione / SPR junction and connection box in aged brass, CIL.16 connection included, with 4 outputs; SPR must always be connected to a lamp	580	0,001	B56
SPR/1/BOX/O	Scatola di connessione-derivazione in ottone anticato comprensiva di raccordo CIL.16, ad 1 uscita SPR junction and connection box in aged brass, CIL.16 connection included, with single output	340	0,001	B37
SPR/90/BOX/O	Scatola di connessione-derivazione in ottone anticato comprensiva di raccordo CIL.16, a 2 uscite a 90° SPR junction and connection box in aged brass, CIL.16 connection included, with two 90° output	400	0,001	B42
SPR/180/BOX/O	Scatola di connessione-derivazione in ottone anticato comprensiva di raccordo CIL.16, a 2 uscite a 180° SPR junction and connection box in aged brass, CIL.16 connection included, with two 180° outputs	400	0,001	B42
SPR/3/BOX/O	Scatola di connessione-derivazione in ottone anticato comprensiva di raccordo CIL.16, a 3 uscite SPR connection box in aged brass, CIL.16 connection included, with three outputs; SPR must always be connected to a lamp	480	0,001	B49
SPR/4/BOX/O	Scatola di connessione SPR in ottone anticato con raccordo CIL.16, a 4 uscite; Va sempre connessa ad una sospensione / SPR junction and connection box in aged brass, CIL.16 connection included, with 4 outputs; SPR must always be connected to a lamp	580	0,001	B56
LIN.2/O	Tubo lineare in ottone anticato mm. 2000 / Linear tube in aged brass mm. 2000	1352	0,2	B30
CUR.2/O	Tubo curvo in ottone anticato / Bent tube in aged brass	200	0,002	B21

* A richiesta sono disponibili misure diverse
Upon request can be available different sizes

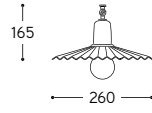
Art. 11.416/P22/SC



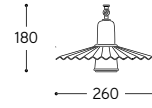
Art. 11.416/P22/PAR20/SC



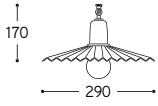
Art. 11.416/P26/SC



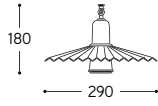
Art. 11.416/P26/PAR20/SC



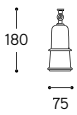
Art. 11.416/P29/SC



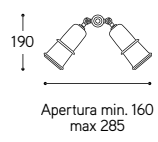
Art. 11.416/P29/PAR20/SC



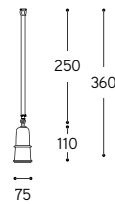
Art. 11.416/PAR20/SC



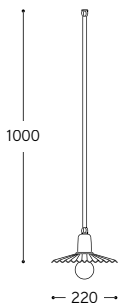
Art. 11.422/PAR20/SC



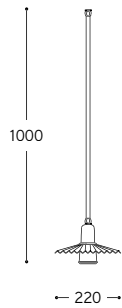
Art. 11.516/PAR20/SC



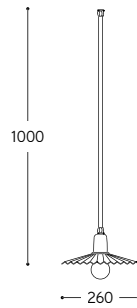
Art. 11.516/P22/SC



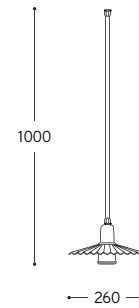
Art. 11.516/P22/PAR20/SC



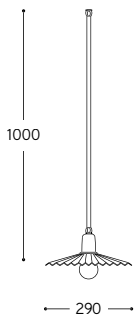
Art. 11.516/P26/SC



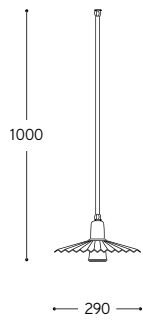
Art. 11.516/P26/PAR20/SC



Art. 11.516/P29/SC



Art. 11.516/P29/PAR20/SC



Faretti e sospensioni della serie Civetta vanno utilizzati con le rispettive scatole di connessione SPR. Il faretto è dotato di snodo che permette la sua inclinazione in un'unica direzione, non la rotazione.

Spot and pendants of the Civetta series, must be used with the respective SPR connection boxes. The spot is equipped with a knuckle that allows its inclination in one direction, not rotation.

ARTICOLO ITEM	DESCRIZIONE DESCRIPTION	ATTACCO SOCKET	POTENZA POWER	PESO GR. WEIGHT GR.	VOL. IN M ³ VOL. IN M ³	FASCIA PREZZO PRICE RANGE
11.416/PAR20/SC	Faretto con snodo per sistema SPR, per PAR20 SPR system with knuckle spot for PAR20 bulb	E27	6W LED	740	0,01	B48
11.416/P22/SC	Faretto con snodo per sistema SPR con piatto Ø 220 mm SPR system with knuckle spot with Ø 220 mm shade	E27	15W LED	1220	0,02	B59
11.416/P22/PAR20/SC	Faretto con snodo per sistema SPR per PAR20 con piatto Ø 220 mm SPR system with knuckle spot for PAR20 bulb with Ø 220 mm shade	E27	6W LED	1280	0,02	B63
11.416/P26/SC	Faretto con snodo per sistema SPR con piatto Ø 260 mm SPR system with knuckle spot with Ø 260 mm shade	E27	15W LED	1360	0,02	B59
11.416/P26/PAR20/SC	Faretto con snodo per sistema SPR per PAR20 con piatto Ø 260 mm SPR system with knuckle spot for PAR20 bulb with Ø 260 mm shade	E27	6W LED	1420	0,02	B63
11.416/P29/SC	Faretto con snodo per sistema SPR con piatto Ø 290 mm SPR system with knuckle spot with Ø 290 mm shade	E27	15W LED	1460	0,02	B59
11.416/P29/PAR20/SC	Faretto con snodo per sistema SPR per PAR20 con piatto Ø 290 mm SPR system with knuckle spot for PAR20 bulb with Ø 290 mm shade	E27	6W LED	1520	0,02	B63
11.516/PAR20/SC	Faretto fisso per sistema SPR, per PAR20, altezza totale 400 mm SPR system spot for PAR20 bulb total height 400 mm	E27	6W LED	1240	0,03	B51
11.516/P22/SC	Sospensione per sistema SPR con piatto Ø 220 mm SPR system pendant with Ø 220 mm shade	E27	15W LED	2620	0,09	B61
11.516/P22/PAR20/SC	Sospensione per sistema SPR per PAR20 con piatto Ø 220 mm SPR system pendant for PAR20 bulb with Ø 220 mm shade	E27	6W LED	2680	0,09	B65
11.516/P26/SC	Sospensione per sistema SPR con piatto Ø 260 mm SPR system pendant with Ø 260 mm shade	E27	15W LED	2740	0,09	B61
11.516/P26/PAR20/SC	Sospensione per sistema SPR per PAR20 con piatto Ø 260 mm SPR system pendant for PAR20 bulb with Ø 260 mm shade	E27	6W LED	2800	0,09	B65
11.516/P29/SC	Sospensione per sistema SPR con piatto Ø 290 mm SPR system pendant with Ø 290 mm shade	E27	15W LED	2840	0,09	B61
11.516/P29/PAR20/SC	Sospensione per sistema SPR per PAR20 con piatto Ø 290 mm SPR system pendant for PAR20 bulb with Ø 290 mm shade	E27	6W LED	2900	0,09	B65
11.422/PAR20/SC	Doppio faretto con snodo per sistema SPR per PAR20 Double SPR system with knuckle spot for PAR20 bulb	E27	2x6W LED	1280	0,02	B77